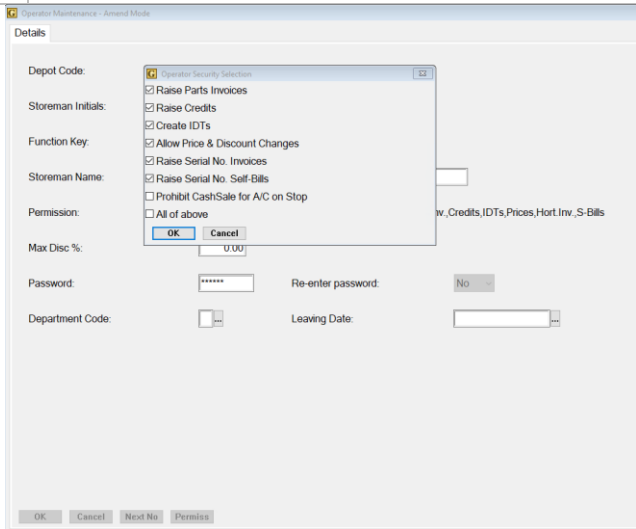


Gold 7.28 Release Notes

Features

Version	Area	Category	Description	Ref
7.28.1	Parts	Price Updates	The Country of Origin can now be imported as part of the price update (subject to this information being available from the manufacturer).	8850 8849 8501
7.28.1 7.28.2	System	Security	The logon attempt threshold for mobile apps and the web portal, can now be set to lock out users, if they fail to successfully logon within these limits More information can be found in the factsheet online by visiting our Product Factsheets Section by clicking here . A Gold Service Mobile App update will be released to include this new security feature.	8744 8641
7.28.1	System	Personnel Security	The application user report has been enhanced to show the username and engineer number for Gold Service, or username and sales representative code for Gold Sales.	8697
7.28.1	System	Personnel Security	The ability to create an application username multiple times is now prevented. If a duplicate username is entered, a message will display to indicate which user the username/email is set to.	8696
7.28.1	System	Operator Maintenance	This is an option to restrict users taking cash sales on account customers that are on stop. This can be set on an individual user basis, using the Prohibit CashSale for A/C on Stop permission. If enabled, the user will not be able to continue the sale to that account customer, without entry of the on stop password.	6938
				

Quality

Version	Area	Category	Description	Ref
7.28.2	System	Docstore	Performance improvements have been made to the deletion of documents from the Docstore.	8979
7.28.2	Workshop	Oil Interface	VAT wasn't being applied to the oil part lines when added to the workshop job. This has been corrected.	7531
7.28.2	Wholegood	Planned Maintenance	The upfront charge invoices were not getting created if the wholegood had been sold at the time of manual contract creation.	8754
7.28.2	Workshop	IDT	IDT requests for Workshop Jobs were not displaying the In and Out correctly on the part record seen in Stock Enquiry. This has been corrected.	8968
7.28.1	Parts	Stock Enquiry	The Customer Prices option in Stock Enquiry was not showing customer specific emergency price discounts. Note: the part retail uplift is not currently reflected in the emergency price discount displayed.	8768
7.28.1	Sales	Month End	An inconsistent error appeared in Windows Gold, that prevented the month end running.	8549

Manufacturer Integrations

Version	Area	Description	Ref
7.28.2	AGCO eCommerce	The "Last Purchase" date on the part record, was being updated incorrectly for ordered parts.	8685
7.28.2	AGCO eCommerce	The price check used by AGCO eCommerce to identify customer part prices has been improved and now runs more quickly and efficiently.	8965
7.28.1	AGCO Price Updates	The price update program now imports newer PMC codes into the supplier code description 3, so that they can be utilised in suggested stock orders and parts categorisation.	6324
7.28.1	CNH Price Updates	Downloaded price updates now load into Gold, without the intervention of changing the filename before import. Previously the filename had to be renamed to NHAG_CNGBP19_EN.txt which is not required now.	8514

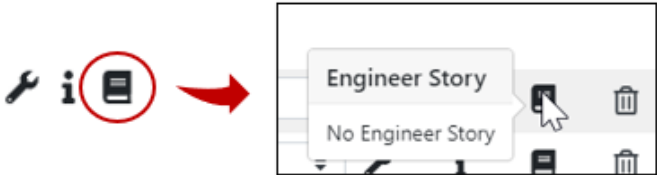
Gold Marketplace

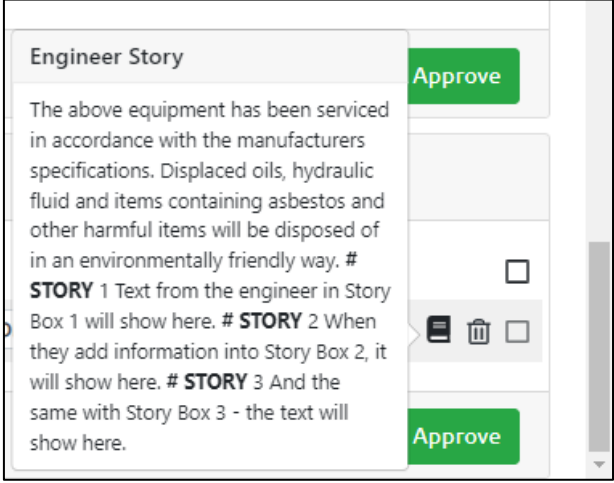
Fully integrated with Ibcos Gold, the Gold Parts Marketplace is designed for dealerships to advertise their aged inventory to other dealers. It gives sellers full control over choosing which stock to advertise, and buyers the ability to purchase parts through familiar Gold routines.

In order to use this feature, your business will need to have signed up to the Terms & Conditions relating to this product. Once Ibcos has received a signed contract from you, you will be provided with a licence code when the product is available to use. Look out for separate communications on this exciting new initiative once the pilot phase is complete.

Version	Area	Category	Description
7.28.1	Parts Marketplace	Marketplace profile	<p>This page is now available on the portal, under the new basket icon for marketplace.</p> <p>Company and depot profiles can be configured and saved.</p>
7.28.1	Parts Marketplace	Prefix mappings	<p>Page is now available on the portal, under the marketplace basket icon.</p> <p>Gold prefixes can be mapped to manufacturer names so that they are configured for use with marketplace.</p>
7.28.1	Parts Marketplace	Listings manager	<p>Page is now available on the portal, under the marketplace basket icon.</p> <p>Part record filters and listing rules can be created to determine which parts should be advertised on the marketplace.</p> <p>Listings can be uploaded to the marketplace for other dealers to buy.</p>

Quality Updates – Gold Service

Version	Area	Category	Description	Ref
7.28.1	Portal	Gold Service	<p>Display the Engineers Story in the Time Approval page.</p> <p>We have added an icon in the Time Approval Page. When you hover over this icon, you will be able to see the Story the Engineer has added in the App. If no story has been entered, then the text displayed will say 'No Engineer Story'.</p>  <p>Due to the limited space on the Screen, only the most recent 1000 characters will be displayed.</p> <p>You will see 3 dots at the start of the text which denotes more information has been added previously. Should you wish to see this you can navigate to either the Engineers Tab or the Data Tab and read it there.</p> <p>If customisable job stories have been used, the headers will be shown in bold font, and the last 1000 characters of the Story will be displayed. Sometimes this will mean that data added into earlier story boxes will not be visible. For example: If there are 1000 characters in Story Box 3, and you enter a further 500 characters into Story box 1, you will still only see the last 1000 characters displayed in Story box 3. Again, you can go to the Engineers or Data tabs to view this information.</p>	8502

				
7.28.1	Portal	Gold Service	<p>Add the word 'Travel' & 'Wholegood' in front of Mileage and Clock Hours</p> <p>We have added the word 'Travel' in front of the word 'Mileage' on all screens where it appears in the Portal.</p> <div style="display: flex; align-items: center; justify-content: space-around;"> <div style="text-align: center;"> <p>Mileage:</p> <input type="text" value="3"/> </div> <div style="font-size: 2em; color: red;">➔</div> <div style="text-align: center;"> <p>Travel Mileage:</p> <input type="text" value="3"/> </div> </div> <p>We have added the word 'Wholegood' in front of the word 'Clock Hours' on all screens where it appears in the Portal.</p> <div style="display: flex; align-items: center; justify-content: space-around;"> <div style="text-align: center;"> <p>Clock Hours:</p> <input type="text" value="793"/> </div> <div style="font-size: 2em; color: red;">➔</div> <div style="text-align: center;"> <p>Wholegood Clock Hours:</p> <input type="text" value="793"/> </div> </div>	8123