

VAT Health Check

This program checks the system for any anomalies that could cause issues when running the VAT Return.

It is recommended that the Health Check is run as soon as it is available to check and correct any issues.

After the initial run it is suggested that the health check is run periodically to ensure there are no new issues as a result of any system changes you may have made.

From the System Management, Housekeeping menu, Ledgers / E-Billing select “VAT Health Check”. If the option is not visible on the menu it will be necessary to run “Update Menu System” from the Housekeeping, System Utilities menu.

Display Failures Only

Select 'Yes' to produce the report for items that need attention only.

A Summary screen will be displayed initially showing each step and the status.

Details for a step listed can be viewed using F6 Details.

.Step	Description	Result
1	Company Control General	PASS
2	Company Control Accounts - A/c Numbers	PASS
3	Company Control Accounts - VAT Codes	FAIL - 1 Error
4	VAT Rates. EU/Non EU Sales/Purchase	FAIL - 1 Error
5	Nominal - Standard Journals	PASS
6	Cashbook - Standing Orders	PASS
7	Advisory - Customer Check	CHECK - 27 Items
8	Advisory - Supplier Check	CHECK - 78 Items

Steps

Step 1 - Company Control General

Have the following fields been populated in the Company Control File Maintenance, General tab, General 1?

- Country Code e.g. U.K.
- Base Country e.g. GB

General 1 - Amend

Currency Code/Decimal Place: GBP DP 2 Type: Live

VAT Breakdown Analysis: Right Orig. Company:

Use Separate line for Postcode: No

Euro Currency Code: EUR

Country Code: U.K.

Base Country eg. GB: GB

Retain Text Copy Invoices: Yes

Electronic Catalogue Link: Yes

Create Customers in POS or WSJ: Yes

Clear goldview list: No

Perform Catalogue Update at Year-End? No

Allocate Auto-Generated Credit Notes ? No

PPD to include settlement breakdown? No

Allow Quotations when Customer on Stop: No

OK Cancel

Step 2 - Company Control Accounts - A/c Numbers

Have Nominal Accounts been setup in Company Control File Maintenance, Accounts, Account Numbers?

- VAT Outputs - Sales VAT Account
- VAT Inputs - Purchase VAT Account
- VAT Control Account – this is the VAT Due/Owing Account

Account Numbers - Amend

Depot Accounting:	No	Profit and Loss:	2860100
Sales Control:	1850100	Stock Accrual:	268010*
VAT Outputs:	2470100	Stock Adjustment:	479902*
Input Bank Nominal:	1950100	Serial Stock Adj A/C:	479852*
Sales Discount:	534404*	Average Rounding:	479912*
Purchase Control:	2150100	Depreciation:	4392011
VAT Inputs:	2460100	Nom Accru/Prepayment:	2680600
Output Bank Nominal:	1950100	Net Assets (P & L):	2860100
Purchase Discount:	6004041	Deposit Control:	2058080
Bank Charges:	5844041	Parts Prepayment:	1930300
Delivery Charge:	475012*	Variance:	479912*
Suspense Account:	8888888	VAT Control Account:	2480100
WIP Control Account:	1800101		
Cash Nominal Account:			

OK Cancel

Step 3 - Company Control Accounts - VAT Codes

Have valid VAT Codes been entered for the following VAT Categories in Company Control File Maintenance, Accounts, VAT Codes?

- UK Default VAT Code
- UK Zero VAT Code
- Margin Scheme VAT Code
- VAT Code for Credit Charge

Has the number of months per VAT Return and the Start Month been set in Company Control File Maintenance, Accounts, VAT Codes?

- VAT Return Months
- VAT Return Start

Once set, the VAT Return Months/Start should not be changed.

UK Default VAT Code:	1 ...
UK Zero VAT Code:	9 ...
EIRE Default VAT Code:	1 ...
Margin Scheme VAT Code:	8 ...
VAT Code for Credit Charges:	5 ...
Old VAT Code:	7 ...
VAT Return Months:	3
VAT Return Start:	3

OK Cancel

Step 4 - VAT Rates - EU/Non EU Sales/Purchase

For companies selling or purchasing outside of the UK.

Has a VAT Code been set up for "EU Sales / Purchases"

Has a VAT Code been set up for "Non EU Sales / Purchases"

These can be set up in System Management, Ledgers/Mapping/Currency, V.A.T. Rate Maintenance.

VAT Code:	18	Created Date:	14/05/2018
Description:	EU Sales		
Type:	EU Sales/Purchases		
Rate:	0.00		

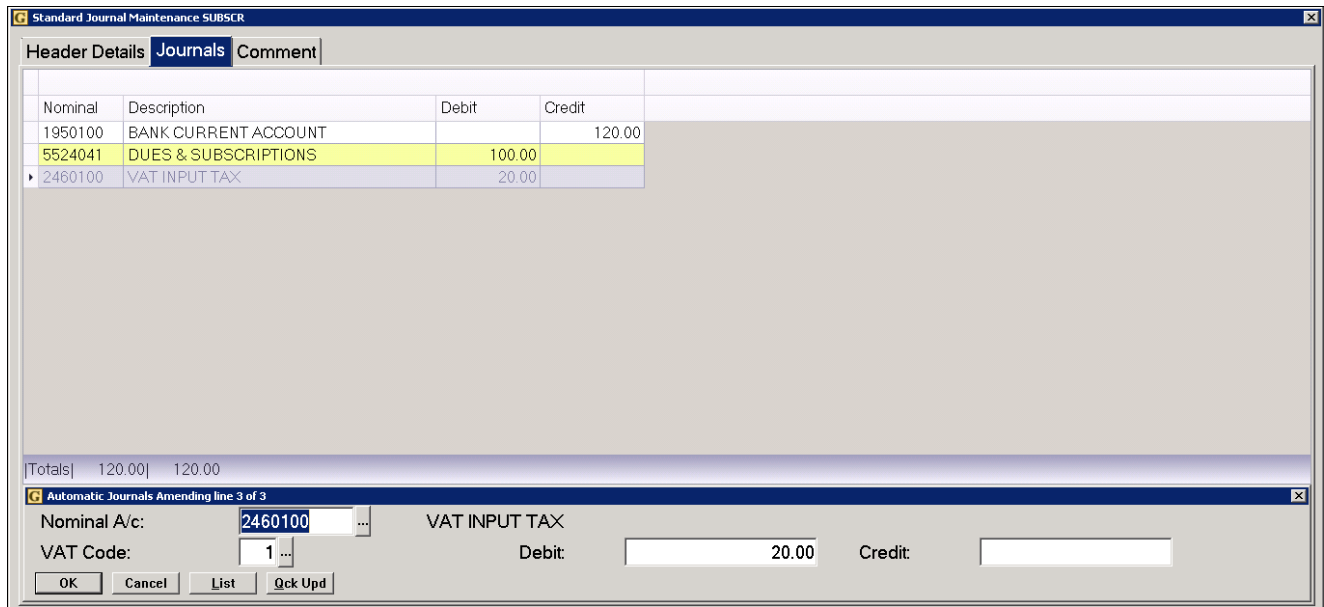
OK Cancel

Step 5 - Nominal - Standard Journals

Have all Standard Journals been allocated a valid VAT code if any entries refer to VAT Inputs or Outputs?

These can be checked in Nominal Ledger, Journals, Standard Journal Maintenance.

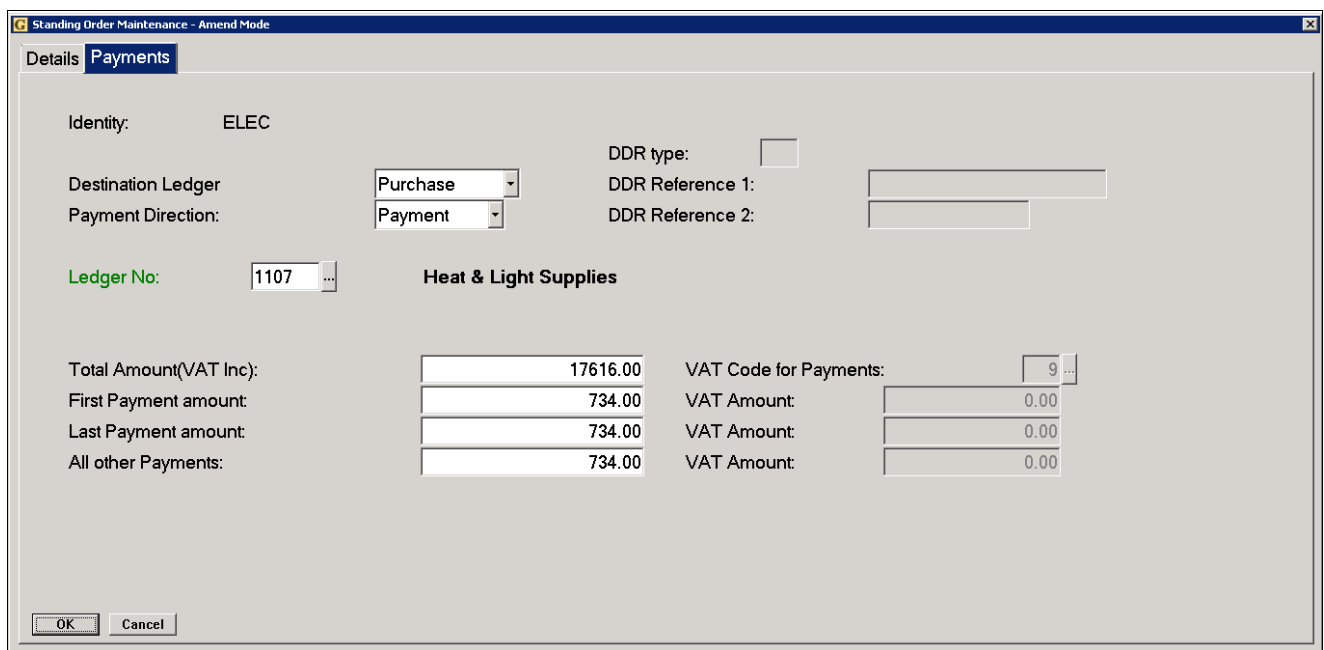
If VAT is applicable to the journal, the VAT nominal account needs to be specified as a separate line and an appropriate VAT code assigned.



Step 6 - Cash Book - Standing Orders

Have all Cash Book Standing Orders been allocated a valid VAT code? Once the standing order has been posted the VAT rate cannot be changed.

These can be checked in Cash Book, Standing Order Maintenance.

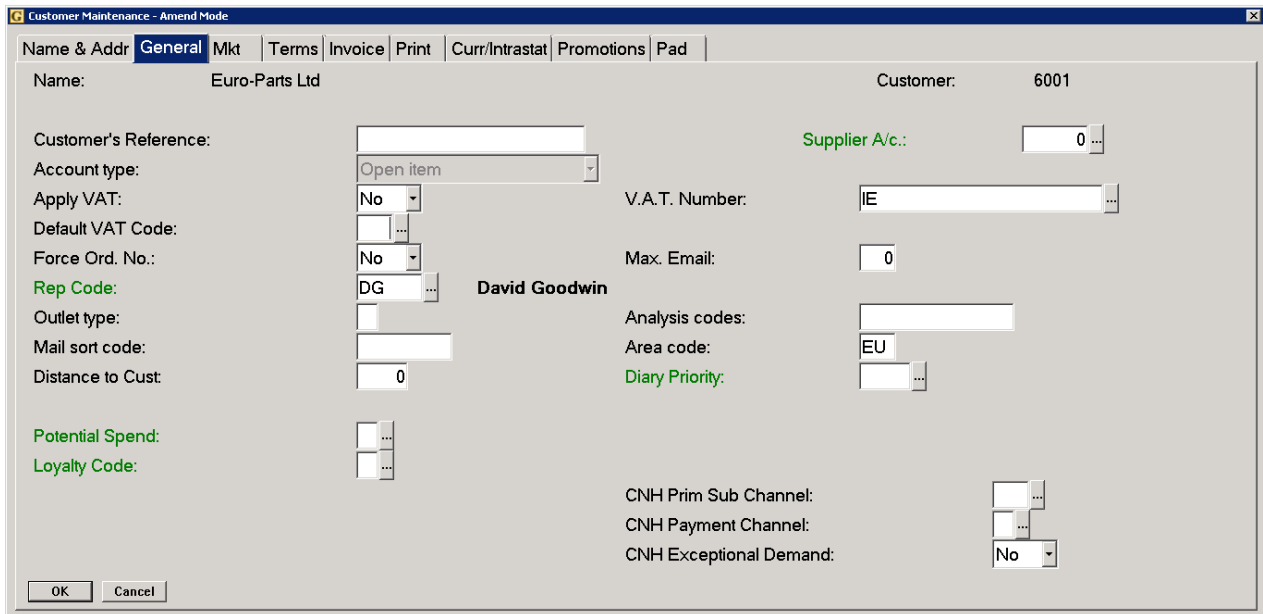


Step 7 – Customer Check

Customer accounts where the "Apply VAT" option is set to 'No' are checked to validate the Default VAT Code.

As there is no set rule that can be applied to this validation, the accounts are listed as "Advisory" so that they can be checked individually.

- U.K. Customers
U.K. Customers set to Apply VAT 'No' can have a blank Default VAT Code. The VAT code used on the transaction will be taken from the Company Control File, Accounts, VAT Codes, "UK Zero VAT Code".
- EU Customers
For customers in the EU with Apply VAT 'No', a VAT Code specified for EU Sales/Purchases should be entered as Default VAT Code.
If this is not set, the sale is treated as a UK sale.



- Non-EU Customers For customers outside of the EU with Apply VAT 'No', a VAT Code specified for Non-EU Sales/Purchases should be entered as Default VAT Code.
If this is not set, the sale is treated as a UK sale.

Gold can only determine the country code of the customer for true validation if the 2-character country code has been entered in the VAT number field on the customer account, e.g. GB, IE, FR etc.

Country codes are set up and maintained in System Management, Ledgers/Mapping/Currency, Country File Maintenance.

The screenshot shows a software dialog box titled "Country File Maintenance - Amend Mode". It has a "Details" tab selected. The form contains the following fields:

- Country Code: FR
- Description: France
- Member of EEC: Yes

At the bottom of the dialog, there are "OK" and "Cancel" buttons.

Step 8 – Supplier Check

Supplier accounts are checked to validate the Default VAT Code.

As there is no set rule that can be applied to this validation, the accounts are listed as "Advisory" so that they can be checked individually.

- U.K. Suppliers U.K. suppliers can have a blank Default VAT Code if VAT is not to be applied. The VAT code used on the transaction will be taken from the Company Control File, Accounts, VAT Codes, "UK Zero VAT Code".
- EU Suppliers - suppliers in the EU where no VAT is applied need to have a Default VAT Code specified for EU Sales/Purchases.
- Non-EU Suppliers - suppliers outside of the EU where no VAT is applied need to have a Default VAT Code specified for Non-EU Sales/Purchases.

Gold can only determine the country code of the supplier for true validation if the 2 character country code has been entered in the VAT number field on the customer account, e.g. GB, IE, FR etc.

Country codes are set up and maintained in System Management, Ledgers/Mapping/Currency, Country File Maintenance.