

Printing Pound Signs

Historically, Pound signs and currency symbols were not compatible between Windows Gold and Classic Gold due to differences in the print character sets.

This meant that a £ pound sign entered in Windows Gold would not print as a pound sign if printed via Classic Gold and vice versa.

To resolve this long standing issue a new Character Set tab has been added to the Printer Characteristics to ensure the printers produce the correct character from both versions.

This will cover where pound signs are entered into scratch pads and other text areas.

Setup

(System Management, Text Images/Printers, Set Printer Characteristics)

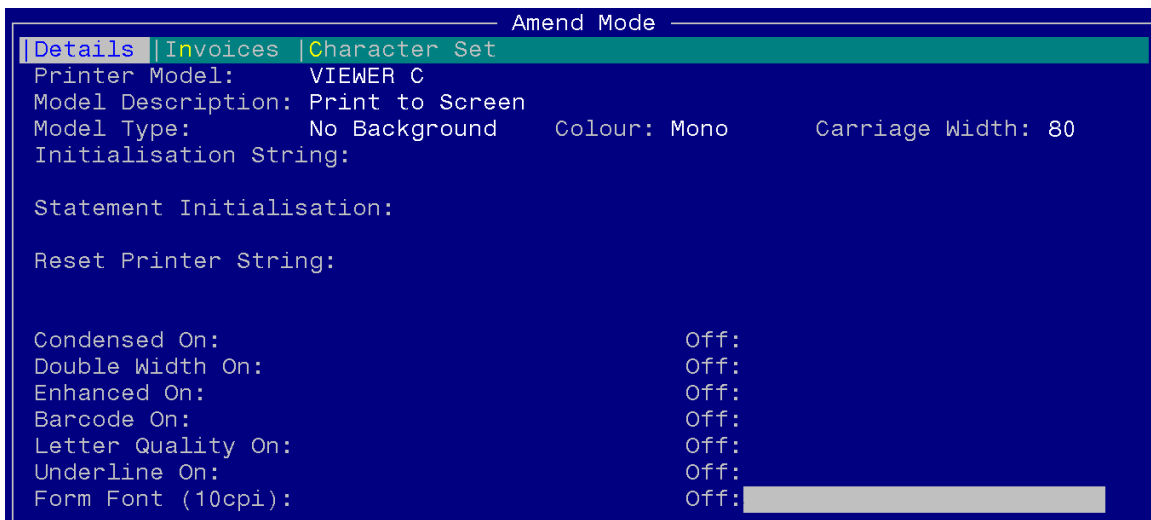
For each print option the correct character set needs to be added to the Printer file. This needs to include all print to screen options, email, windows PDF and physical printers.

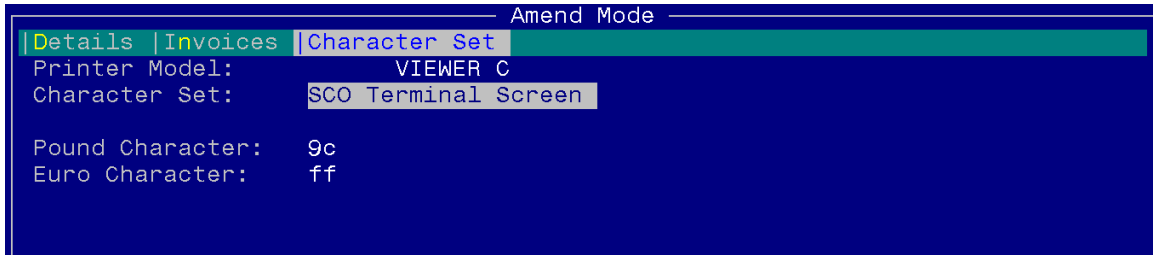
The setup can be carried out in either Classic or Windows Gold.

- **Classic Viewer**

A new option VIEWER C has been created. Where it is set up, it will replace the old viewer when viewing on screen (printer 98) from Classic Gold.

It needs to have the character set specified as "SCO Terminal Screen"



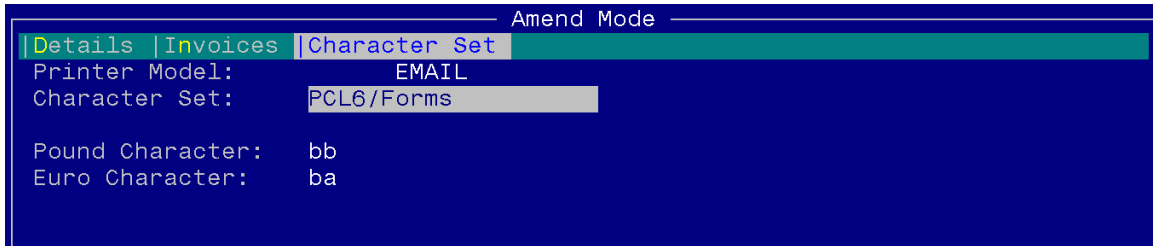


This setting will ensure that currency symbols entered in Windows Gold will display correctly on screen prints in Classic Gold.

- **Windows Viewer**

For Windows Gold to correctly display currency symbols from Classic Gold the following Printer Models must be set to "PCL6/Forms"

EMAIL
WIN FORMS
WIN PRINT



- **Physical Printers**

Generally, physical printers are also set to "PCL6/Forms"

However, there is also an option for "Custom" where a character for pounds and euros can be entered manually according to the printer. This should only be used if the option for PCL6/Forms does not print correctly.

Once the setup is in place, pound signs should print correctly between the versions, although there may be areas on screen within Gold programs where the symbol is not displayed correctly in Classic Gold.

Foreign Currency Maintenance

(System Management, Ledgers/Mapping/Currency, Foreign Currency Maintenance)

The currency description is printed on the foot of invoices.

This can be changed now from GBP or similar to a pound sign so that it then prints by the invoice total.

If the pound sign is entered in Windows it will appear on the screen in Classic as below. However, the printed invoices will print as a pound sign, £ from both Classic and Windows Gold.

Amend Mode

Details		Transaction Exchange Rates	
Currency Code:	GBP	Standard:	1.000000
Country Name:	UK	Software Rate:	
Currency:	ú	Parts & WSJ:	1.000000
No. Decimal Places:	2	Wholegood Sales:	1.000000
Payment in Base:	Yes	Last Review Date:	
Declaration Story No.:	0		

Amend Mode

Details		Transaction Exchange Rates	
Currency Code:	GBP	Standard:	1.000000
Country Name:	UK	Software Rate:	
Currency:	ú	Parts & WSJ:	1.000000
No. Decimal Places:	2	{WHOLEGD} Sales:	1.000000
Payment in Base:	Yes		
Declaration Story No.:	1		

If the pound sign is entered in Classic Gold, it will display on screen correctly in Classic and print correctly in both Classic and Windows Gold.

Amend Mode

Details		Transaction Exchange Rates	
Currency Code:	GBP	Standard:	1.000000
Country Name:	UK	Software Rate:	
Currency:	£	Parts & WSJ:	1.000000
No. Decimal Places:	2	{WHOLEGD} Sales:	1.000000
Payment in Base:	Yes	Last Review Date:	
Declaration Story No.:	1		

However, although it will display on screen in Windows Gold programs incorrectly the print will be correct.

Amend Mode

Details		Transaction Exchange Rates	
Currency Code:	GBP	Standard:	1.000000
Country Name:	UK	Software Rate:	
Currency:	ce	Parts & WSJ:	1.000000
No. Decimal Places:	2	Wholegood Sales:	1.000000
Payment in Base:	Yes	Last Review Date:	
Declaration Story No.:	0		